

# Banno Online

## NetTeller Migration

\*Screens may vary based on FI settings,  
authentication selection, version, and device.



Username

myron3

[Forgot?](#)

First time user? [Enroll now.](#)

[Continue](#)

 [Open an account](#)





Username

myron3

Switch

Enter your password

.....

[Forgot?](#)

Sign in



## Protect your account with 2-step verification

Each time you sign into your account on an unrecognized device, we require your password and a verification code. Never share your code with anyone.



### Add an extra layer of security

Enter your password and a unique verification code.



### Keep the bad people out

Even if someone else gets your password, it won't be enough to sign into your account.

**Get started**



## Choose your verification method



Voice or text message

Verification codes are sent to your phone.



Authy

Use the Authy app to generate a unique code to authenticate your account. Available for iOS, Android, and desktop.

[Download Authy](#)



Authenticator app

Using a different authenticator app? We support using any authenticator app using either a QR code scan or manual code entry.



## Let's set up your phone

Provide a phone number that we have on file. On sign in, this number will be used to contact you with a unique verification code to confirm it's you. Message and data rates may apply.



Voice or text message

Verification codes are sent to your phone.

Country

+ 1

Phone

US/Canada

How do you want to get codes?



Text message



Phone call

Next

[Need help?](#)



## Get codes from the Authy app

Provide an email and phone number we have on file. Authy is supported for iOS, Android, and desktop. We will only use this information for account security.



### Authy

Use the Authy app to generate a unique code to authenticate your account. Available for iOS, Android, and desktop.

[Download Authy](#)

Email

Country

+ 1

US/Canada

Phone

Next

[Need help?](#)



## Use an authenticator app

Download a free authenticator app, add a new account, and then scan this QR code to set up your account:



or enter the code manually

GJJGGU3JIU2G65CPFQSD4N2XMVJE2VDLHBJCMUS2KZAHWV3DO4XA

Verify



### Authenticator app

Using a different authenticator app? We support using any authenticator app using either a QR code scan or manual code entry.





You're all set!

From now on, you'll use an authenticator app to  
sign in to your account.

Done



## User agreement

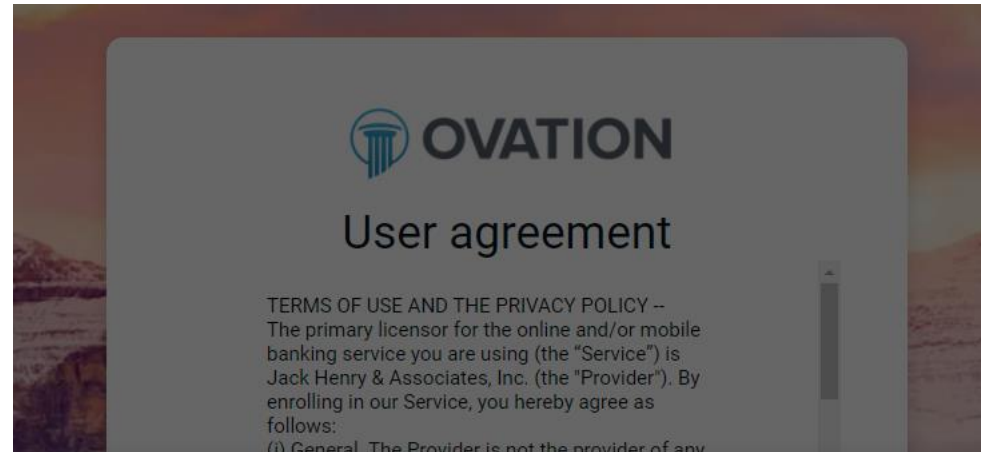
### TERMS OF USE AND THE PRIVACY POLICY -

The primary licensor for the online and/or mobile banking service you are using (the "Service") is Jack Henry & Associates, Inc. (the "Provider"). By enrolling in our Service, you hereby agree as follows:

(i) General. The Provider is not the provider of any of the financial services available to you through the Service, and the Provider is not responsible for any of the materials, information, products or services made available to you through the Service.

(ii) Provider Privacy Policy. Provider may access personal information while you use the Service. Provider may access records held by your financial institution for such information as your phone number, home address or email address. Provider will use this contact information to alert you about Service-related events or actions that require your attention. If you grant permission to use phone information, Provider will use the phone number to pre-populate forms that expect a personal phone number for contacting. If you grant permission to use your device's location, Provider will use the data when checking for nearby branch and ATM locations. If you grant permission to use access photos, media or other files stored on your device, Provider will use that information to add an image to a transaction and add a photo to your profile. If you grant permission to use a camera, Provider will use it when taking a picture to add an image to a transaction or to capture images of a check that is being deposited or to add a photo to your profile. In addition to this Provider Privacy Policy, your financial institution maintains a privacy policy covering the personal and financial information related to your use of the financial institution's services and products, including such information that may be gathered

Accept

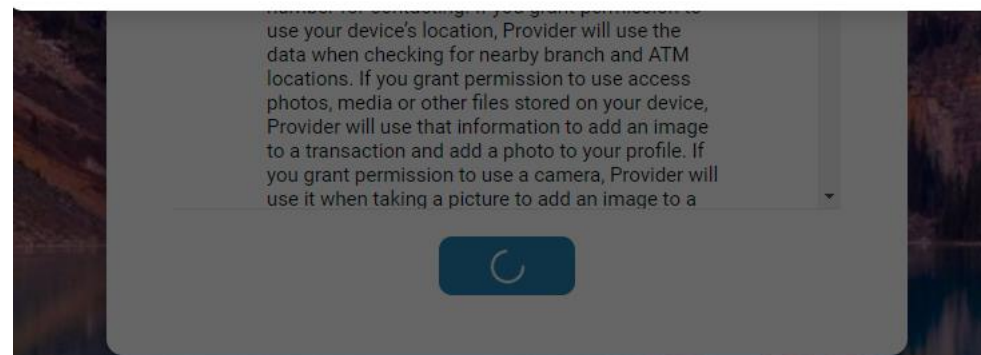


### Terms of service



I have read and agree to the terms of service.

Accept



 Dashboard Messages 7 Accounts Transfers Payments Remote deposits Autobooks Charitable giving Support Switch back to old version

# Hi, Myron



## Accounts

**Myron Personal**

x2475

**\$29.45**

Available

**Pizza Food Truck**

x5140

**\$16,956.38**

Available

**Wealth 0009**

x7219

**\$56,780.95**

Balance

**Pumpkins**

x3838

**\$5,295.10**

Available

[View all](#)

Transfer



Pay a bill



Pay a person



Message

## Transactions

**TRANSFER FROM DDA ACCT NO. XXXX4001**

Apr 7, Pumpkins

**+\$150.00**

\$5,295.10

**TRANSFER TO DDA ACCT NO. XXXX3838**

Apr 7, Vacation Acct

**\$150.00**

\$9,142.54

## Messages

**Felicia**

Apr 6

**2** We appreciate the opportunity, and thank you for your business !!**Skylar**

Apr 2

**2** Hello! We have currently updated our staffing policy to protect you an...



# Banno Mobile

## NetTeller Migration

\*Screens may vary based on FI settings,  
authentication selection, version, and device.



## Banno Mobile - Ovation

Banno Mobile

Install

### Rate this app

Tell others what you think



[Write a review](#)

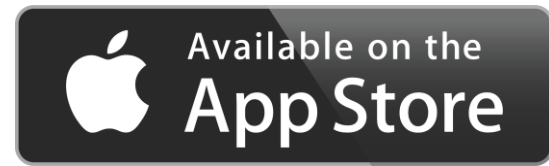
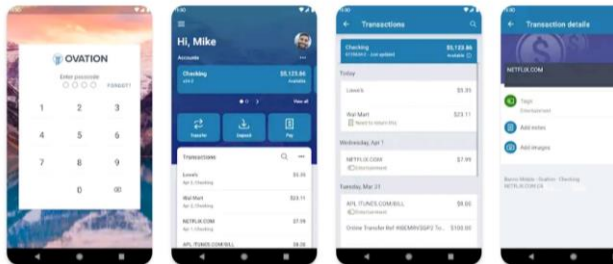
Developer contact



### About this app



The Banno Mobile App is a free mobile decision-support tool.



Search banno mobile - ovation



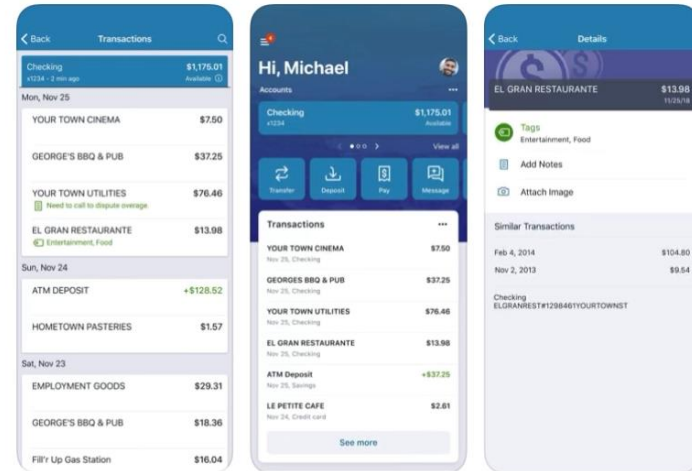
Cancel



## Banno - Ovation

Finance

GET



Today



Games



Apps



Arcade



Search





Username

Password

Show

Forgot?

Sign in

First time user? Enroll now

 Open an account



### Protect your account with 2-step verification

Each time you sign in to your account on an unrecognized device, we require your password and verification code. Never share your code with anyone.



#### Add an extra layer of security

Enter your password and a unique verification code.



#### Keep the bad people out

Even if someone else gets your password, it won't be enough to sign in to your account.

Get started



### Choose your verification method



#### Authy

Use the Authy app to generate a unique code to authenticate your account. Available for iOS, Android, and desktop.

[Download Authy](#)



#### Voice or text message

Verification codes are sent to your phone.



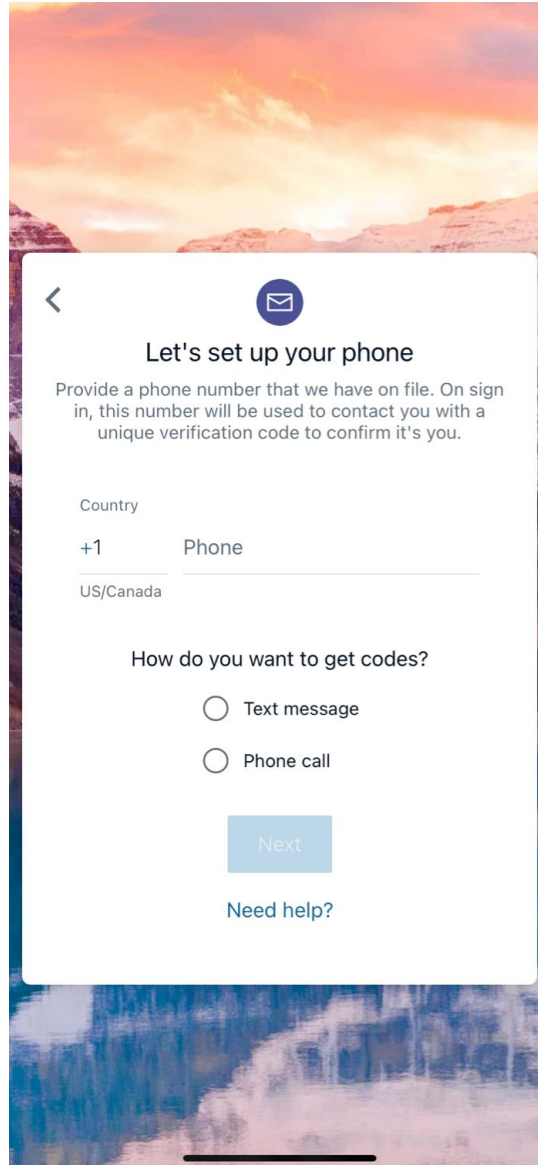
#### Authenticator app


Using a different authenticator app? We support any authenticator app using manual code entry.



Voice or text message

Verification codes are sent to your phone.

A mobile app screen with a sunset background. A white card is centered on the screen, containing a back arrow, an envelope icon, and the title 'Let's set up your phone'. Below the title is a paragraph of text. Then there is a 'Country' section with a dropdown menu showing '+1' and 'US/Canada'. Next is a 'Phone' input field. Below that is a section titled 'How do you want to get codes?' with two radio button options: 'Text message' and 'Phone call'. At the bottom of the card is a blue 'Next' button and a 'Need help?' link.

< 

### Let's set up your phone

Provide a phone number that we have on file. On sign in, this number will be used to contact you with a unique verification code to confirm it's you.

Country

+1 Phone

US/Canada

How do you want to get codes?

☐ Text message

☐ Phone call

Next

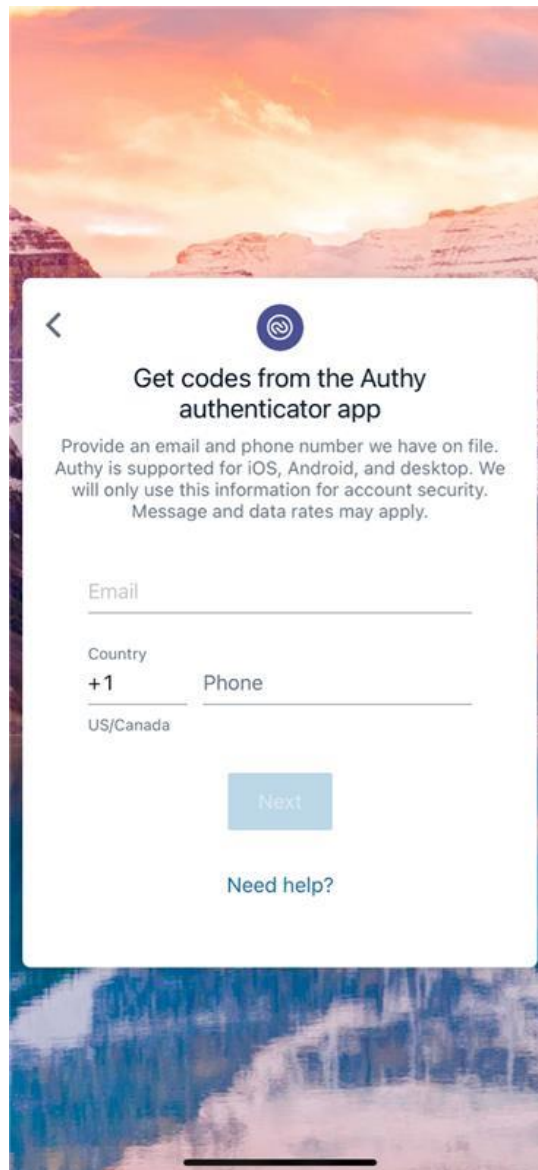
[Need help?](#)




Authy

Use the Authy app to generate a unique code to authenticate your account. Available for iOS, Android, and desktop.

[Download Authy](#)

A screenshot of the Authy app setup screen. The background is a scenic image of a sunset over a body of water with mountains in the distance. The app interface is a white card with a back arrow, the Authy logo, and the title "Get codes from the Authy authenticator app". Below the title is a paragraph of text: "Provide an email and phone number we have on file. Authy is supported for iOS, Android, and desktop. We will only use this information for account security. Message and data rates may apply." There are three input fields: "Email", "Country" (with a dropdown showing "+1" and "US/Canada"), and "Phone". A blue "Next" button is at the bottom, and a "Need help?" link is below it.

<



Get codes from the Authy authenticator app

Provide an email and phone number we have on file.  
Authy is supported for iOS, Android, and desktop. We will only use this information for account security.  
Message and data rates may apply.

Email

Country  Phone

US/Canada

Next


[Need help?](#)



#### Authenticator app

Using a different authenticator app? We support using any authenticator app using either a QR code scan or manual code entry.

The image shows a mobile app interface for setting up an authenticator app. At the top, there is a back arrow and a circular icon containing a smartphone. The title "Use an authenticator app" is centered. Below it, a paragraph explains the process: "Download a free authenticator app, add a new account, and enter the code you see to set up your account. Or you can enter the code below manually:". A 27-digit alphanumeric code is displayed in three lines: "PFJC Q2KS NZHG IKJB ERXX SWTY", "PBUX 2KB3 PE2T K5KI KEVH MV3L", and "OI4Q". A blue "Copy code" link is positioned below the code. A text input field labeled "Verification code" is shown below the code. A blue "Verify" button is located at the bottom of the input field. At the very bottom, there is a "Need help?" link. The entire interface is overlaid on a background image of a sunset over a body of water with mountains in the distance.

< 

### Use an authenticator app

Download a free authenticator app, add a new account, and enter the code you see to set up your account. Or you can enter the code below manually:

**PFJC Q2KS NZHG IKJB ERXX SWTY**  
**PBUX 2KB3 PE2T K5KI KEVH MV3L**  
**OI4Q**

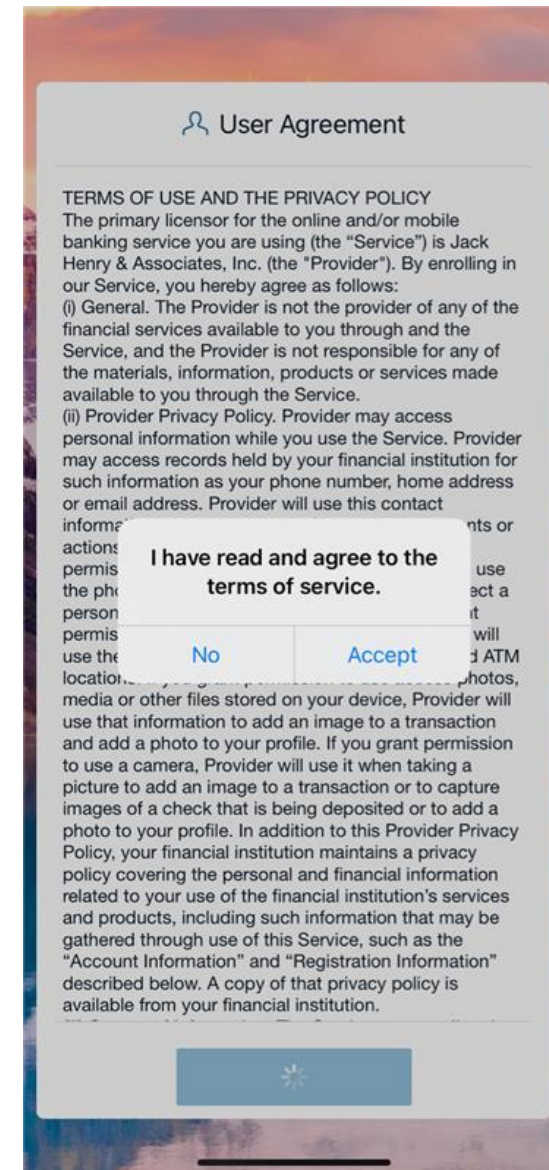
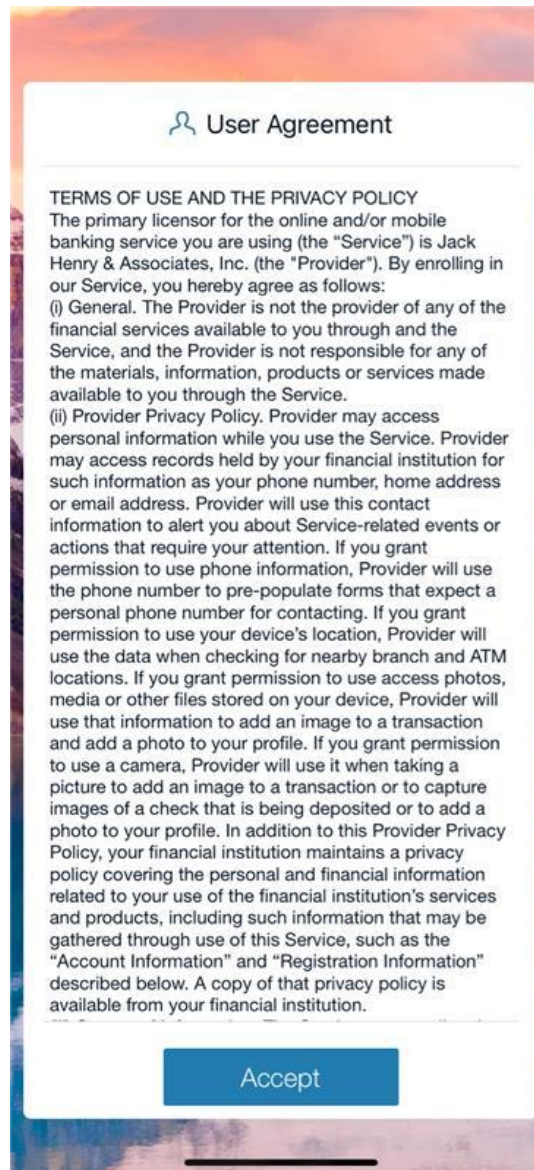
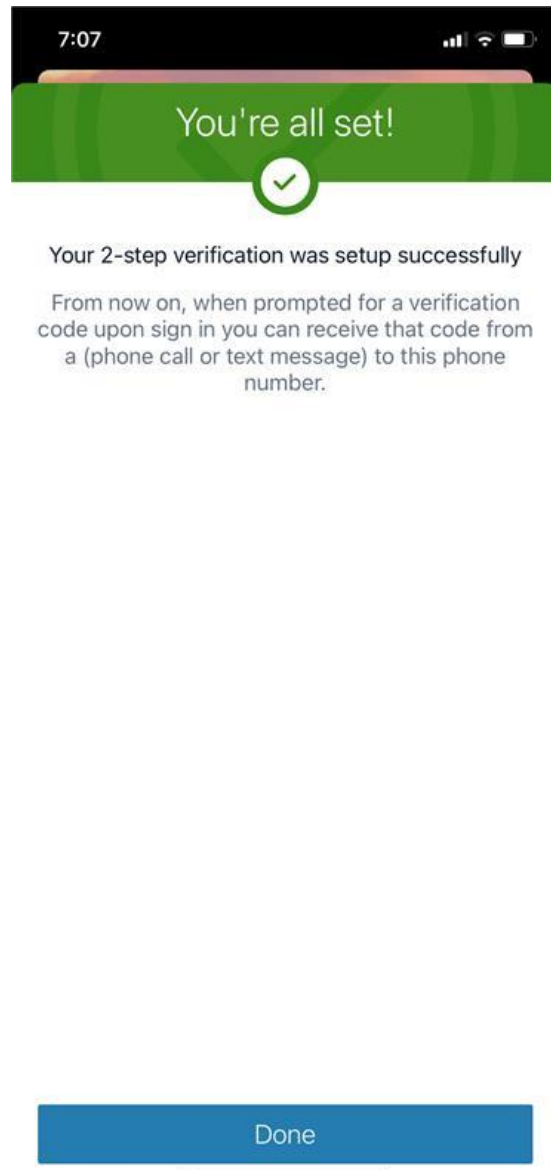
[Copy code](#)

Verification code

[Verify](#)

[Need help?](#)







Create passcode for this device

○ ○ ○ ○

1 2 3

4 5 6

7 8 9

0 



Confirm your passcode

○ ○ ○ ○

1 2 3

4 5 6

7 8 9

0 



